

Respondent Name
Esteban Herevia
Complainant Name
Conner Edwards
Complaint Description
<p>Conner Edwards reported via the portal (Tue, 20 Feb 2024 at 2:48 PM)</p> <p>Description of Complaint</p> <p>This candidate failed to timely file the required post-primary C4 report.</p> <p>By any objective measure, it is unacceptable that the PDC would take no action to help bring this filer into compliance now that the statute of limitations is rapidly approaching. The PDC has an obligation to provide transparency to the voters by enforcing filing requirements. The agency's failure to actively monitor the filings of candidates and enforce filing requirements damages both the public and the candidates themselves.</p> <p>I have tried many different times to get the PDC to take action on this type of issue with no tangible results whatsoever. At one point, I believe the agency discussed the possibility of internally flagging non-filers in the PDC's system and proactively reaching out to them to bring them into compliance, but it appears this is not happening.</p> <p>Having exhausted all of my other options to pursue reform, the only remaining option available to me to compel the agency to take action here is to file PDC complaints against these noncompliant filers in an effort to force the agency to take action.</p> <p>By highlighting the agency's failure to meaningfully enforce current reporting deadlines, my hope is that the agency will look to improve its own enforcement procedures and help candidates and treasurers comply with the law.</p> <p>Notice to Respondents:</p> <p>I apologize to you for any inconvenience caused by this complaint; it is not my intention.</p> <p>No campaign treasurer or campaign/committee is perfect. Trying to comply with the myriad of requirements and deadlines the PDC enforces can be extremely difficult, even for those who have been doing this for years. The agency could adopt any number of strategies to help filers "get it right" when it comes to deadlines and other requirements. Some of these strategies might include: a) automated electronic filing reminders to a filer when they have missed a deadline, b) mandatory attendance in a PDC training course before a person is allowed to serve as treasurer, c) giving filers 48 hours to file 21- & 7-day pre-election reports as opposed to the 24 hours candidates currently get, and d) improvements to the ORCA online campaign finance filing system to improve useability.</p> <p>In my opinion, the agency has failed to provide many filers with the knowledge and tools that they need to file reports on time and be compliant.</p> <p>If you are confused by the filing requirements that the agency enforces or are experiencing technical difficulties and/or usability issues with the ORCA system, please be sure to indicate this in your response to the PDC: your comments will provide valuable feedback for the agency.</p> <p>PDF FullEsteban Herevia.pdf 245.61 KB</p> <p>PDF Esteban Herevia - 2023 _ Washington State Public Disclosure Commission (PDC).pdf 654.58 KB</p> <p>PDF Spokane County August 1_ 2023 Primary.pdf 401.25 KB</p>
What impact does the alleged violation(s) have on the public?

Because this candidate has not timely filed one or more required reports, members of the public are unable to view up to date financial information, significantly reducing transparency available to voters.

The PDC has an obligation to provide transparency to the voters by enforcing filing requirements. The agency's failure to actively monitor the filings of candidates and enforce filing requirements damages both the public and the candidates themselves.

It is imperative that PDC staff reach out to this candidate immediately to bring them into compliance.

List of attached evidence or contact information where evidence may be found

PDC Website.

List of potential witnesses with contact information to reach them

See respondent contact info on PDC website.

Certification (Complainant)

I certify (or declare) under penalty of perjury under the laws of the State of Washington that information provided with this complaint is true and correct to the best of my knowledge and belief.



Esteban Herevia

Friends for Herevia
PO Box 9252
Spokane, WA 99209
vote@hereforherevia.com

Registration Filed

Candidate
Full Reporting
Submitted date: 03/21/2023
Certified by vote@hereforherevia.com
2023
HEREE--174

Candidacy

Esteban Herevia
City Of Spokane
City Council Member
Position City Council Member District 3, Position 1
vote@hereforherevia.com

Bank Information

Spokane Teachers Credit Union
106 W Nora Ave
Spokane, WA 99205
To schedule books review contact vote@hereforherevia.com

Officers

Jeff Beaulac

Treasurer
PO Box 9252
Spokane, WA 99209
vote@hereforherevia.com

Attachments

Name	Description
<hr/>	

Esteban Herevia - 2023

Candidate Information

Office:

CITY COUNCIL MEMBER

Jurisdiction:

CITY OF SPOKANE

Registration:

March 13, 2023

Address:

PO Box 9252
Spokane, WA 99209

Email:

vote@hereforherevia.com

Financial Information

Campaign Starting Balance:

\$0.00

Contributions Amount:

\$26,684.44

Loans Amount:

\$0.00

Total Receipts:

\$26,684.44

Expenditures:

\$18,086.23

Pledges:

\$0.00

Debt Amount:

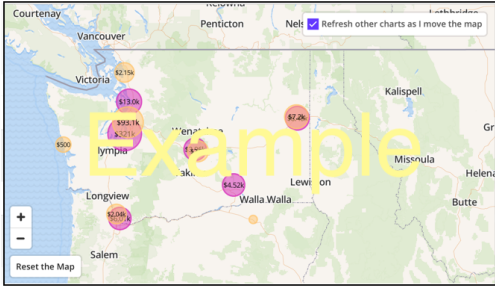
\$936.04

Independent Expenditures for/against:

\$268.20 / \$0

Status
<div><div>Primary Election Status:</div><div>Lost in primary</div></div> <div><div>Campaign Status:</div><div>Candidate declared</div></div>

Reports
<div>Candidate’s Personal Financial Affairs disclosure</div> <div>Candidate’s surplus funds account</div>

Map the campaign’s contributors and vendors
<div></div>

<div>Made to candidate for 2023</div>

Contributions

See who has contributed cash and in-kind (non-monetary) contributions to the campaign.

Contributions made to candidate for 2023

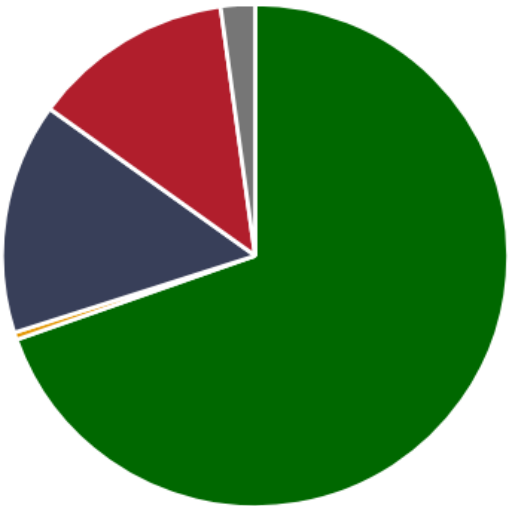
Individual
\$15,905.00

Other
\$107.49

Union
\$3,400.00

Business
\$2,945.95

Party
\$500.00



Made by candidate for 2023

Expenditures

See how the campaign has spent money, and what kind of goods and services it received as in-kind contributions.

Expenditures made by candidate for 2023

Printing literature, fliers,...
\$7,418.24

Inkind contribution
\$4,353.44

Postage costs, mail permits,...
\$3,048.46

Management and consulting services

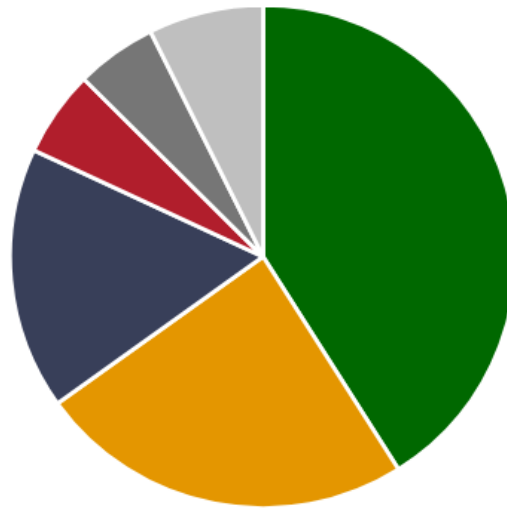
\$1,000.00

Printing campaign signs

\$936.04

Other

\$1,330.05



Candidates Registered for this Office

Show entries Search:

Candidate	Contributions	Expenditures
<u>Earleen S Moore (Earl Moore)</u>	\$91,826.00	\$91,826.00
<u>Kitty (Melanie) Klitzke</u>	\$87,277.23	\$77,692.76
<u>Esteban Herevia</u>	\$26,684.44	\$18,086.23
<u>SAVAGE CHRISTOPHER M (Christopher Savage)</u>	\$10,345.00	\$8,421.27
<u>Randy McGlenn II</u>	\$7,691.20	\$6,005.06
<u>Erin Lish</u>	\$0.00	\$0.00
<u>Darren McCrea</u>	\$0.00	\$0.00

Showing 1 to 7 of 7 entries

Previous

1

Next

Spending for and against this candidate

Independent Expenditures

Independent expenditures are made by third parties that are not part of a candidate’s campaign.

No Independent Expenditures reported.

Incurred by candidate

Debts

This information shows the debt for the campaign as of the submission date of the related report.

Outstanding debt for campaign is \$936.04

Campaign Finance Reports

See the reports filed by the candidate. Reports with a strikethrough were amended by another report.

Show entries

Download 71 rows as CSV.

Period	Report Number	Filed	Report	Form Type	Election Year
07/24/2023 - 07/24/2023	110161679	07/25/2023	View Report	C3	2023
07/21/2023 - 07/21/2023	110161682	07/25/2023	View Report	C3	2023

Period	Report Number	Filed	Report	Form Type	Election Year
07/20/2023 - 07/20/2023	110161680	07/25/2023	View Report	C3	2023
07/18/2023 - 07/18/2023	110161681	07/25/2023	View Report	C3	2023
07/12/2023 - 07/12/2023	110160244	07/18/2023	View Report	C3	2023
07/11/2023 - 07/11/2023	110160243	07/18/2023	View Report	C3	2023
07/11/2023 - 07/24/2023	110162234	07/26/2023	View Report	C4	2023
07/10/2023 - 07/10/2023	110158448	07/10/2023	View Report	C3	2023
07/09/2023 - 07/09/2023	110158445	07/10/2023	View Report	C3	2023
07/07/2023 - 07/07/2023	110158444	07/10/2023	View Report	C3	2023
07/06/2023 - 07/06/2023	110158442	07/10/2023	View Report	C3	2023
07/05/2023 - 07/05/2023	110158441	07/10/2023	View Report	C3	2023
07/03/2023 - 07/03/2023	110156230	07/03/2023	View Report	C3	2023
07/02/2023 - 07/02/2023	110156228	07/03/2023	View Report	C3	2023

Period	Report Number	Filed	Report	Form Type	Election Year
07/01/2023 - 07/01/2023	110156227	07/03/2023	View Report	C3	2023
07/01/2023 - 07/10/2023	110159119	07/12/2023	View Report	C4	2023
06/30/2023 - 06/30/2023	110156226	07/03/2023	View Report	C3	2023
06/29/2023 - 06/29/2023	110156225	07/03/2023	View Report	C3	2023
06/28/2023 - 06/28/2023	110156224	07/03/2023	View Report	C3	2023
06/27/2023 - 06/27/2023	110156229	07/03/2023	View Report	C3	2023
06/25/2023 - 06/25/2023	110150369 Amended by: 110150374	06/05/2023	View Report	C3	2023
06/25/2023 - 06/25/2023	110154894	06/26/2023	View Report	C3	2023
06/23/2023 - 06/23/2023	110154892	06/26/2023	View Report	C3	2023
06/21/2023 - 06/21/2023	110154889	06/26/2023	View Report	C3	2023
06/19/2023 - 06/19/2023	110153707	06/19/2023	View Report	C3	2023
06/19/2023 - 06/19/2023	110154888	06/26/2023	View Report	C3	2023

Period	Report Number	Filed	Report	Form Type	Election Year
06/18/2023 - 06/18/2023	110153706	06/19/2023	View Report	C3	2023
06/15/2023 - 06/15/2023	110153705	06/19/2023	View Report	C3	2023
06/14/2023 - 06/14/2023	110153704	06/19/2023	View Report	C3	2023
06/13/2023 - 06/13/2023	110153703	06/19/2023	View Report	C3	2023
06/10/2023 - 06/10/2023	110152811	06/12/2023	View Report	C3	2023
06/09/2023 - 06/09/2023	110152810	06/12/2023	View Report	C3	2023
06/07/2023 - 06/07/2023	110152809	06/12/2023	View Report	C3	2023
06/05/2023 - 06/05/2023	110150381	06/05/2023	View Report	C3	2023
06/03/2023 - 06/03/2023	110150380	06/05/2023	View Report	C3	2023
06/02/2023 - 06/02/2023	110150379	06/05/2023	View Report	C3	2023
06/01/2023 - 06/01/2023	110150378	06/05/2023	View Report	C3	2023
06/01/2023 - 06/30/2023	110159118	07/11/2023	View Report	C4	2023

Period	Report Number	Filed	Report	Form Type	Election Year
05/31/2023 - 05/31/2023	110150376	06/05/2023	View Report	C3	2023
05/27/2023 - 05/27/2023	110150372	06/05/2023	View Report	C3	2023
05/27/2023 - 05/27/2023	110150373	06/05/2023	View Report	C3	2023
05/25/2023 - 05/25/2023	110150371	06/05/2023	View Report	C3	2023
05/22/2023 - 05/22/2023	110150370	06/05/2023	View Report	C3	2023
05/18/2023 - 05/18/2023	110150374	06/05/2023	View Report	C3 - Amended	2023
05/16/2023 - 05/16/2023	110150368	06/05/2023	View Report	C3	2023
05/09/2023 - 05/09/2023	110146822	05/11/2023	View Report	C3	2023
05/07/2023 - 05/07/2023	110146826	05/11/2023	View Report	C3	2023
05/05/2023 - 05/05/2023	110146824	05/11/2023	View Report	C3	2023
05/03/2023 - 05/03/2023	110146821	05/11/2023	View Report	C3	2023
05/03/2023 - 05/03/2023	110150367	06/05/2023	View Report	C3	2023

Period	Report Number	Filed	Report	Form Type	Election Year
05/02/2023 - 05/02/2023	110146823	05/11/2023	View Report	C3	2023
05/01/2023 - 05/01/2023	110146812	05/10/2023	View Report	C3	2023
05/01/2023 - 05/31/2023	110152814	06/12/2023	View Report	C4	2023
04/30/2023 - 04/30/2023	110146810	05/10/2023	View Report	C3	2023
04/29/2023 - 04/29/2023	110146809	05/10/2023	View Report	C3	2023
04/28/2023 - 04/28/2023	110146804	05/10/2023	View Report	C3	2023
04/27/2023 - 04/27/2023	110143994	04/28/2023	View Report	C3	2023
04/26/2023 - 04/26/2023	110143993	04/28/2023	View Report	C3	2023
04/25/2023 - 04/25/2023	110143872	04/26/2023	View Report	C3	2023
04/23/2023 - 04/23/2023	110143871	04/26/2023	View Report	C3	2023
04/19/2023 - 04/19/2023	110143869	04/26/2023	View Report	C3	2023
04/18/2023 - 04/18/2023	110143868	04/26/2023	View Report	C3	2023

Period	Report Number	Filed	Report	Form Type	Election Year
04/16/2023 - 04/16/2023	110143867	04/26/2023	View Report	C3	2023
04/08/2023 - 04/08/2023	110142831	04/10/2023	View Report	C3	2023
04/07/2023 - 04/07/2023	110142757	04/10/2023	View Report	C3	2023
04/01/2023 - 04/01/2023	110142743	04/10/2023	View Report	C3	2023
04/01/2023 - 04/30/2023	110146816	05/10/2023	View Report	C4	2023
03/31/2023 - 03/31/2023	110142713	04/10/2023	View Report	C3	2023
03/28/2023 - 03/28/2023	110142717	04/10/2023	View Report	C3	2023
03/27/2023 - 03/27/2023	110142711	04/10/2023	View Report	C3	2023
03/13/2023 - 03/31/2023	110142821	04/10/2023	View Report	C4	2023

Showing 1 to 71 of 71 entries

Previous

1

Next

Contact Us

Subscribe

Glossary

Request PDC

Records

Other Election

Agencies

Privacy Notice

For Candidates

For Political Committees

For Incidental Committees

For Lobbyists

For Elected Officials

For Voters & the Public

Registration & Reporting

Political Disclosure Reporting Data

Rules & Enforcement

About the PDC

News & Events

Employment Opportunities



Facebook



Twitter

FILE ONLINE

August 1, 2023 Primary

Last updated on 08/14/2023 4:25 PM

Number of Precincts	407
Number of Registered Voters	324,895
Total Ballots Counted	95,979
Estimated Ballots Left to Count	
Next Ballot Count On	FINAL
Last Tabulated	08/14/2023 4:25 PM
Voter Turnout	29.54%
Certification Date	08/15/2023
Export Results	CSV · XML Precincts CSV

City/Town

CITY OF AIRWAY HEIGHTS City of Airway Heights Prop 1

Measure	Vote	Vote %
Yes	557	70.15%
No	237	29.85%
Total Votes	794	100%

[Precinct Results »](#)

CITY OF AIRWAY HEIGHTS City of Airway Heights Prop 2

Measure	Vote	Vote %
Yes	601	75.69%
No	193	24.31%
Total Votes	794	100%

[Precinct Results »](#)

CITY OF CHENEY City of Cheney Prop 1

Measure	Vote	Vote %
Yes	1,220	68.19%
No	569	31.81%
Total Votes	1,789	100%

[Precinct Results »](#)

CITY OF LIBERTY LAKE Council Position No. 3

Candidate	Vote	Vote %
Larry Marshall	446	17.85%
Dan Dunne	1,791	71.67%
Keith Kopelson	252	10.08%
WRITE-IN	10	0.4%
Total Votes	2,499	

[Precinct Results »](#)

CITY OF SPOKANE Mayor

Candidate	Vote	Vote %
Nadine Woodward	19,153	36.59%
Patrick McKann	1,092	2.09%

Tim Archer	6,732	12.86%
Kelly Stevens	440	0.84%
Lisa Brown	24,879	47.53%
WRITE-IN	46	0.09%
Total Votes	52,342	

[Precinct Results »](#)

CITY OF SPOKANE Council President

Candidate	Vote	Vote %
Betsy Wilkerson	25,213	49.05%
Kim Plese	18,410	35.82%
Andy Rathbun	7,684	14.95%
WRITE-IN	96	0.19%
Total Votes	51,403	

[Precinct Results »](#)

CITY OF SPOKANE DISTRICT NO. 2 Council Position No. 1

Candidate	Vote	Vote %
Mike Naccarato	1,709	8.11%
Paul Dillon	8,875	42.1%

Katey Randall Treloar	6,885	32.66%
Cyndi Donahue	3,565	16.91%
WRITE-IN	45	0.21%
Total Votes	21,079	

[Precinct Results »](#)

CITY OF SPOKANE DISTRICT NO. 3 Council Position No. 1

Candidate	Vote	Vote %
Earl Moore	4,095	21.7%
Christopher Savage	3,285	17.41%
Darren McCrea	830	4.4%
Esteban Herevia	3,324	17.61%
Randy McGlenn	772	4.09%
Kitty Klitzke	6,494	34.41%
WRITE-IN	73	0.39%
Total Votes	18,873	

[Precinct Results »](#)

CITY OF SPOKANE VALLEY Council Position No. 2

Candidate	Vote	Vote %
Jessica Yaeger	7,727	51.93%
Rachel Briscoe	3,885	26.11%
Adam Smith	3,129	21.03%
WRITE-IN	139	0.93%
Total Votes	14,880	

[Precinct Results »](#)

School

SPOKANE SCHOOL DISTRICT 81 Director Position No. 5

Candidate	Vote	Vote %
Mike Wiser	28,187	56.71%
Ericka Lalka	17,250	34.7%
David Voltz	3,950	7.95%
WRITE-IN	318	0.64%
Total Votes	49,705	

[Precinct Results »](#)

MEDICAL LAKE SCHOOL DISTRICT Director Dist No. 1

Candidate	Vote	Vote %
-----------	------	--------

Lennelle Spillman	528	28.57%
Gerri Johnson	932	50.43%
Bryan Musser	369	19.97%
WRITE-IN	19	1.03%
Total Votes	1,848	

[Precinct Results »](#)

MEDICAL LAKE SCHOOL DISTRICT Director Dist No. 2

Candidate	Vote	Vote %
Dolores Peterson	184	9.86%
Wayne E Terry	302	16.18%
Michael Gerry	539	28.89%
Alexis Alexander	463	24.81%
Anita Hotchkiss	101	5.41%
Sueann Casey	271	14.52%
WRITE-IN	6	0.32%
Total Votes	1,866	

[Precinct Results »](#)

MEDICAL LAKE SCHOOL DISTRICT Director Dist No. 3

Candidate	Vote	Vote %
Dennis D Schilling	602	32.99%
Laura Elliot Parsons	660	36.16%
John T. Stanley	100	5.48%
John Potter	450	24.66%
WRITE-IN	13	0.71%
Total Votes	1,825	

[Precinct Results »](#)

MEDICAL LAKE SCHOOL DISTRICT Director Dist No. 4

Candidate	Vote	Vote %
Mark Hudson	411	22.42%
Ron Cooper	637	34.75%
Steve Stimson	385	21%
Nick Hawkins	385	21%
WRITE-IN	15	0.82%
Total Votes	1,833	

[Precinct Results »](#)

CHENEY SCHOOL DISTRICT Director Dist No. 4

*Multi-county race. Results include only Spokane County.

Candidate	Vote	Vote %
Bill Hanson	2,088	33.15%
John Boerger	2,236	35.5%
Rick Flynn	1,913	30.37%
WRITE-IN	61	0.97%
Total Votes	6,298	

[Multi-county Results »](#) [Precinct Results »](#)

CHENEY SCHOOL DISTRICT Director Dist No. 5

*Multi-county race. Results include only Spokane County.

Candidate	Vote	Vote %
Mitch Swenson	3,245	50.44%
Ivan Khala	1,541	23.95%
Bill Lathrop	1,595	24.79%
WRITE-IN	52	0.81%
Total Votes	6,433	

[Multi-county Results »](#) [Precinct Results »](#)

WEST VALLEY SCHOOL DISTRICT Director Dist No. 3

Candidate	Vote	Vote %
-----------	------	--------

Tricia Phillips	566	16.81%
Amy Anselmo	1,853	55.03%
S. John Dubois	909	27%
WRITE-IN	39	1.16%
Total Votes	3,367	

[Precinct Results »](#)

ROSALIA SCHOOL DISTRICT - 320 Director District 4 at Large
 *Multi-county race. Results include only Spokane County.

Candidate	Vote	Vote %
Terry Larson	6	33.33%
Raymond Anderson	4	22.22%
Lisa McGuire	8	44.44%
WRITE-IN	0	
Total Votes	18	

[Multi-county Results »](#) [Precinct Results »](#)

DEER PARK SCHOOL DISTRICT Director At Large 5
 *Multi-county race. Results include only Spokane County.

Candidate	Vote	Vote %
Meegan Ware	186	11.13%

Eric Keller	511	30.58%
Shauneen Flugel	295	17.65%
Richard Price	515	30.82%
Samantha Jordan	154	9.22%
WRITE-IN	10	0.6%
Total Votes	1,671	

[Multi-county Results »](#) [Precinct Results »](#)

Fire

SPOKANE VALLEY FIRE Commissioner Position No. 5

Candidate	Vote	Vote %
Diana Wilhite	4,608	21.94%
Rick Freier	11,511	54.81%
George Orr	4,830	23%
WRITE-IN	52	0.25%
Total Votes	21,001	

[Precinct Results »](#)

FIRE DISTRICT NO. 3 Fire District 3 Prop 1

Measure	Vote	Vote %
---------	------	--------

Approved	3,639	65.59%
Rejected	1,909	34.41%
Total Votes	5,548	100%

[Precinct Results »](#)

FIRE DISTRICT NO. 4 Commissioner Position No. 3

Candidate	Vote	Vote %
Sean Siegel	1,220	20.26%
Chris Aronson	2,294	38.09%
Jack D Hensley	2,464	40.91%
WRITE-IN	45	0.75%
Total Votes	6,023	

[Precinct Results »](#)

FIRE DISTRICT NO. 5 Fire District 5 Prop 1

Measure	Vote	Vote %
Approved	168	47.86%
Rejected	183	52.14%
Total Votes	351	100%

[Precinct Results »](#)

FIRE DISTRICT NO. 10 Fire District 10 Prop 1

Measure	Vote	Vote %
Approved	973	57.34%
Rejected	724	42.66%
Total Votes	1,697	100%

[Precinct Results »](#)

FIRE DISTRICT NO. 13 Fire District 13 Prop 1

Measure	Vote	Vote %
Approved	319	41.21%
Rejected	455	58.79%
Total Votes	774	100%

[Precinct Results »](#)